



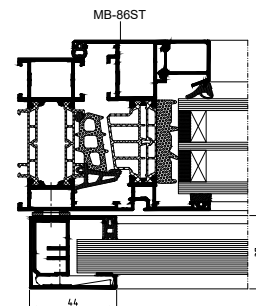
LET'S BUILD A BETTER FUTURE

External Juliet balcony **MB-GLASS BARRIER**

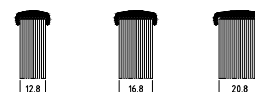
MB-GLASS BARRIER-based external balustrades are used on upper floors with open-in French doors or floor to ceiling full high windows as a safety element to prevent from falling. Additionally can also help to reduce noise coming from the outside. When attached to aluminium windows, they can perfectly fit their colour. Also, they can be attached to PVC or wooden windows.



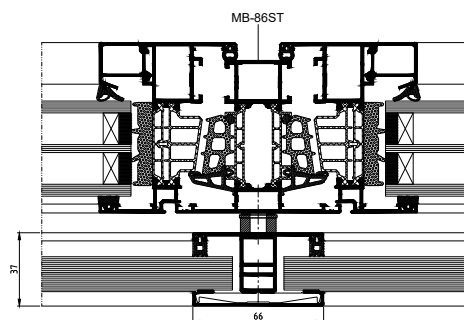
infills made of laminated, safety glass from 8.8 to 20.8 mm



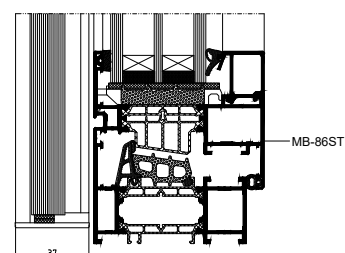
MB-86ST
window with barrier, side view



barrier, top view



MB-86ST
window mullion, view



MB-86ST
window with H-type barrier, bottom view

FEATURES AND AESTHETICS

- attached directly to window profiles
- upper edge of the glass protected with aluminium or stainless-steel strip
- can be installed on single or double-leaf constructions
- glass infills increase daylighting
- infills made of bonded glass from 8.4 to 20.8 mm
- can be used in housing, offices and public facilities